

RETURN TO SENDER MECHANICAL SHEAR



The MG Line Mechanical Shears with steel construction frame and reduction gear is designed for perfect cutting quality of sheet metal. These machines are ideal sited for light gauge metal shearing requirements. The silent running, direct drive system with brake motor and low-energy-consumption provides efficient operation with an economical Price.

MG Line Mechanical shears have NC Control Unit as a Standard which provides "multistep" and "touch&go" programming features fort he backgaue.

Time saving & more productivity

While the cut parts being returned to the front of the machine, there is no need to access the rear of the machine during working period, that means time-saving and more productivity.


Because when an operator retrieves parts from the rear of the machine, then it's necessary to reset the back safety guards, also losing time by walking back and front.

MG-R Serie Standard accessories:

- Touch screen NC control
- Programmable motorized backgauge with 750 mm travel
- Pneumatic sheet support with return to sender and send to rear feature
- 1 pcs. Squaring arm with scale
- 2 pcs. Sheet support arm
- Finger protect
- Ball transfer table
- Cutting line lighting with shadow line
- Easy blade gap adjustment from front
- Ballscrew
- Cut counter
- Portable foot control with emergency stop button
- Photocell on the back safety guards



Cutting line lighting with shadow line



Touch screen NC control




Easy blade gap adjustment

MG-R 3004

with return to sender



The pneumatic back support allows to move cut pieces according to production needs. There are 2 operation positions for it:




1st position: send to rear.


It lowers during the cutting phase and then tilts back to let the cut piece slide away to the rear.

2nd position: Return to sender


It lowers during the cutting phase and then tilts front to let the cut piece slide away into the sheet tray, to return to the sender.



The MG line 4 mm series mechanical shears are equipped as standard with ball transfer tables for easier sheet feeding and reducing marking on the materials.



Back light barrier for safety



The MG line mechanical shears are standard with 750mm motorized ball screw backgauge.



The MG line mechanical shears are standard with NC control which provides "multi-step" and "touch and go" programming features for the backgauge.

